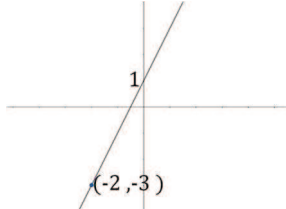


REGUIT LYNE: Vind Vergelyking: Punt en y-afsnit


 **9031** Kyk les en doen voorbeelde

Voorbeeld 1

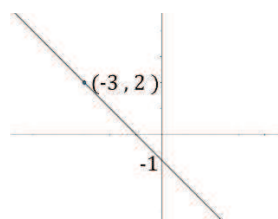


Vind die vergelyking:

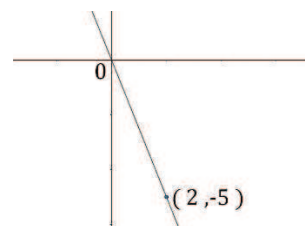
1)



2)



3)

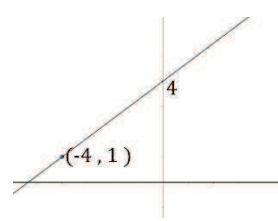


 Merk werk en doen korreksies. [1-3]

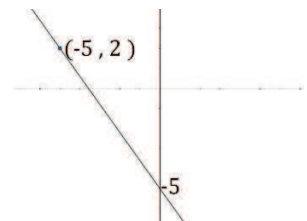
4)



5)

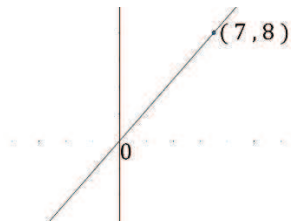


6)

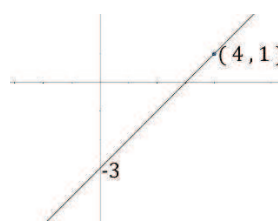


 Merk werk en doen korreksies. [4-6]

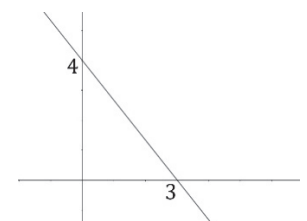
7)



8)

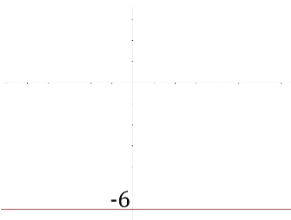


9)

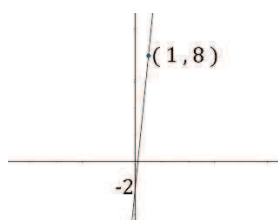


 Merk werk en doen korreksies. [7-9]

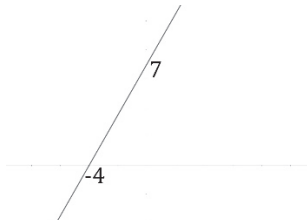
10)



11)



12)



 Merk werk en doen korreksies. [10-12]